

ತೋಟಗಾರಿಕೆ ಇಲಾಖೆ HORTICULTURE DEPARTMENT ಎಲೆ ವಿಶ್ಲೇಷಣೆಗಾಗಿ ಅರ್ಜಿ Application for Leaf Analysis

Step 1: Go to sevasindhu.karnataka.gov.in website and click on **Departments & Services**

The screenshot shows the homepage of the Seva Sindhu Government of Karnataka. The header includes the state emblem and the text 'SEVA SINDHU GOVERNMENT OF KARNATAKA'. Below this, there are portraits of the Chief Minister (Sri. B.S. Yediyurappa) and the Minister of Primary & Secondary Education (Sri. S. Suresh Kumar). A navigation bar contains several menu items, with 'DEPARTMENTS & SERVICES' highlighted in red. Below the navigation bar, there is a search bar and a grid of departmental links, including Agricultural Marketing Department, Bangalore Electricity Supply Company, Cauvery Niravari Nigam Limited, etc.

Step 2: Click on **HorticultureDepartment** and select **Application for Leaf Analysis Certificate**. Alternatively, you can search for Application for Leaf Analysis in the **searchoption**.

The screenshot shows the same website as in Step 1, but with the 'DEPARTMENTS & SERVICES' menu item selected. The search bar is highlighted with a red circle. Below the search bar, the 'Horticulture Department' is selected, and the search results show 'Application for Leaf Analysis' as one of the options. The search bar also contains the text 'Application for Leaf Analysis'.

Step 3 : Click on Apply online

The screenshot shows a web browser window with the URL sevasindhu.karnataka.gov.in/Sevasindhu/DepartmentServices. The page content includes:

- In case of Student and others, Govt ID proof
- Application Fee :**
 - Major Nutrients (N,P,K)
 - o Farmer/Students Rs.45
 - o Others Rs.140
 - Secondary Nutrients (Ca, Mg, S)
 - o Farmer/Students Rs.25
 - o Others Rs.80
 - Micro Nutrients (Fe, Mn, Cu, Zn)
 - o Farmer/Students Rs.30
 - o Others Rs.100
 - Boron
 - o Farmer/Students Rs.50
 - o Others Rs.120
 - Heavy Metals
 - o Farmer/Students Rs.50
 - o Others Rs.100 per element
- Service Charge (Free for Online Submission) :** Rs 25
- Delivery Time (Days) :** 7
- Procedure for applying:**
 1. Applicant needs to submit the application
 2. The sample needs to be submitted to the laboratory at the Biocentre, Hulimavu, Bangalore-560076
 3. Sample will be tested by AHO and report will be prepared
 4. The report will be reviewed and approved by SADH

A red circle highlights the **Apply Online** button at the bottom right of the content area.

Step 4: Enter the username, password/OTP, captcha and click on Log In button

The screenshot shows the login page of the Seva Sindhu website. The URL is <https://serviceonline.gov.in/karnataka/directApply.do?serviceld=1487>. The page contains the following fields and elements:

- Username field: 7411601421
- Password field: masked with dots
- GET OTP button
- Captcha image: 355567
- Captcha input field: 355567
- LOG IN** button (highlighted with a red circle)
- Forgot Password? link
- Don't have an account? Register HERE link

Step 5: Fill the Applicant Details

The screenshot shows a web browser window with the URL <https://serviceonline.gov.in/karnataka/renderApplicationForm.do?servicelId=1400007&applySource=home&UUId=684>. The page title is "ತೋಟಗಾರಿಕೆ ಇಲಾಖೆ HORTICULTURE DEPARTMENT ಎಲೆ ವಿಶ್ಲೇಷಣೆಗಾಗಿ ಅರ್ಜಿ Application for Leaf Analysis".

Location details/ಸ್ಥಳ ವಿವರಗಳು

Get your Address based on / ನಿಮ್ಮ ವಿಳಾಸವನ್ನು ಆಧರಿಸಿ ಪಡೆಯಿರಿ *

Current location / ಈಗಿನ ಸ್ಥಳ Map / ನಕ್ಷೆ Select your location / ನಿಮ್ಮ ಸ್ಥಳವನ್ನು ಆಯ್ಕೆಮಾಡಿ

Applicant Details/ಅರ್ಜಿದಾರರ ವಿವರಗಳು

The sample should be submitted to the laboratory at the Biocentre, Hulimavu, Bangalore-560076 / ಮಾದರಿಗಳನ್ನು ಜೈವಿಕ ಕೇಂದ್ರ, ಹುಳಿಮಾವು, ಬೆಂಗಳೂರು -560076 ಪ್ರಯೋಗಾಲಯಕ್ಕೆ ಸಲ್ಲಿಸತಕ್ಕದ್ದು.

Applicant Type/ಅರ್ಜಿದಾರರ ವಿಧ *

Farmer/ರೈತ Student/ವಿದ್ಯಾರ್ಥಿ

Enter the Farmer ID/ರೈತನ ಐಡಿ ನಮೂದಿಸಿ *

FID2303000000002

Name / ಹೆಸರು *

RASHMI B N

Step 6: Verify the details. If details are correct, enter the captcha& **Submit**

The screenshot shows the application form with the following details:

ಪ್ರಧಾನ ಪೋಷಕಾಂಶಗಳು (N,P,K)

Secondary Nutrients (Ca, Mg, S) / ಲಘು ಪೋಷಕಾಂಶಗಳು (Ca, Mg, S)

Micro Nutrients (Fe, Mn, Cu, Zn) / ಸೂಕ್ಷ್ಮ ಪೋಷಕಾಂಶಗಳು (Fe, Mn, Cu, Zn)

Boron /ಬೋರಾನ್

Heavy Metals / ಭಾರೀ ಲೋಹಗಳು

Fees to be paid/ಪಾವತಿಸಬೇಕಾದ ಒಟ್ಟು ಮೊತ್ತ *

30

Word verification

679975

Please enter the characters shown above

679975

Buttons: Draft, **Submit**, Close, Reset

Footer: MINISTRY OF PANCHAYATI RAJ, Digital India, data.gov.in, maha.gov.in, Deity, PMINDIA

Step 7: A fully filled form will be generated for user verification. If have any corrections, Click on **Edit** option otherwise Proceed to attach annexures.

The screenshot shows a web browser window with the URL <https://serviceonline.gov.in/karnataka/applyPageForm.do>. The page is titled "ServicePlus- Application for Le..." and contains the following sections:

- Location details/ಸ್ಥಳ ವಿವರಗಳು**
Get your Address based on / ನಿಮ್ಮ ವಿಳಾಸವನ್ನು ಆಧರಿಸಿ ಪಡೆಯಿರಿ: Select your location / ನಿಮ್ಮ ಸ್ಥಳವನ್ನು ಆಯ್ಕೆಮಾಡಿ
- Applicant Details/ಅರ್ಜಿದಾರರ ವಿವರಗಳು**
Applicant Type/ಅರ್ಜಿದಾರರ ವಿಧ: Farmer/ಕೃಷಿ
Enter the Farmer ID/ಕೃಷಿ ಸಂಖ್ಯೆ: FID2303000000002
Name / ಹೆಸರು: RASHMI B N
Mobile Number/ದೂರವಾಣಿ ಸಂಖ್ಯೆ: 9663869607
- Applicant address / ಅರ್ಜಿದಾರರ ವಿಳಾಸ**
State/ರಾಜ್ಯ: Karnataka
- Applicant address/ಅರ್ಜಿದಾರರ ವಿಳಾಸ**
Address 1/ವಿಳಾಸ 1: 18 th Cross Marenahalli
Country/ದೇಶ: India
State/ರಾಜ್ಯ: KARNATAKA
District/ಜಿಲ್ಲೆ: CHIKKABALLAPURA
Pin Code/ಪಿನ್ ಕೋಡ್: 563125
- Land Details/ಭೂಮಿ ವಿವರಗಳು**
Select the Crop Survey No / ಬೆಳೆ ಸರ್ವೆ ನಂ ಆಯ್ಕೆಮಾಡಿ FID2303000000002.Hassan,Arsikere,ಬಾಣಾವರ,ಬಾಣಾವರ,131*,1,0|12|0.00

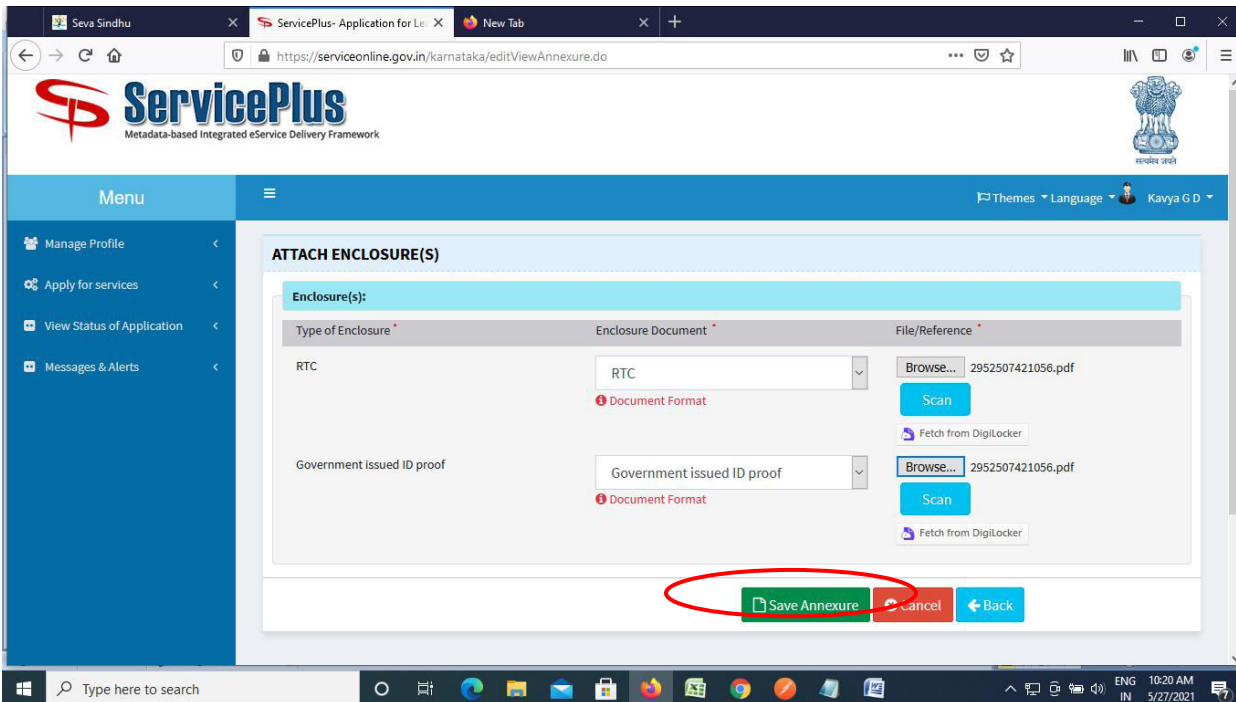
Step 8 : Click on **Attach annexures**

The screenshot shows the continuation of the application form with the following sections:

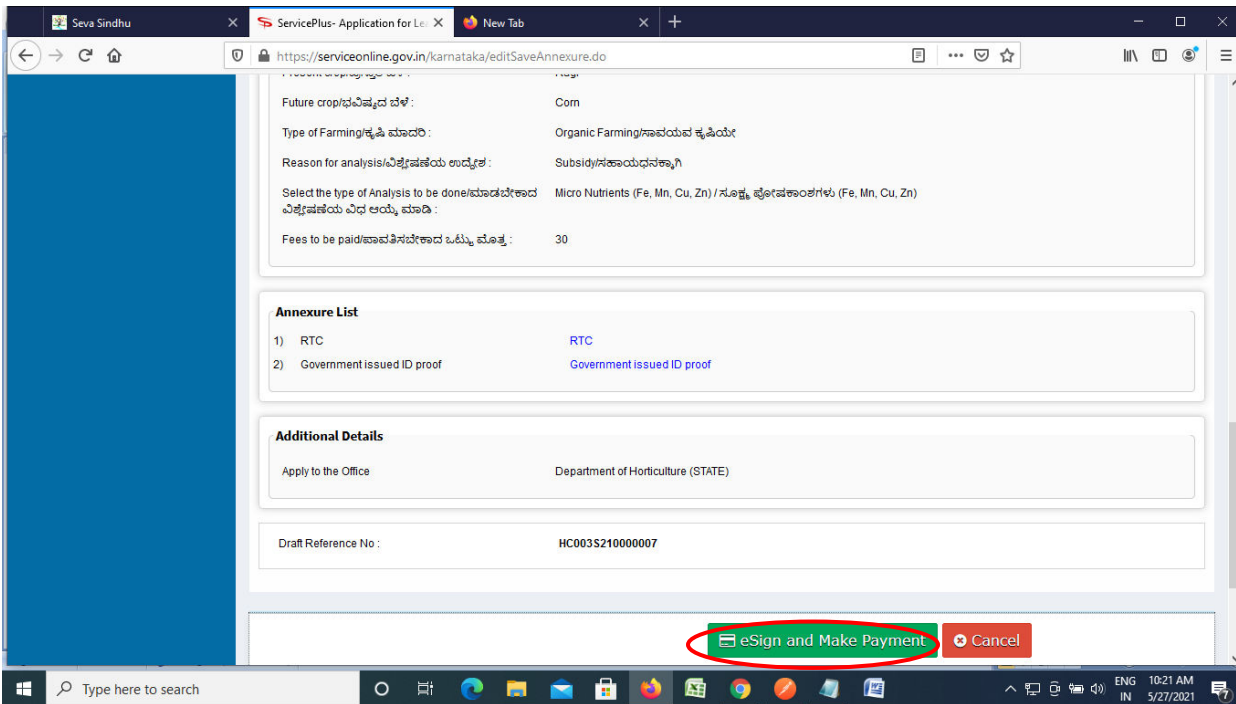
- Land Details/ಭೂಮಿ ವಿವರಗಳು**
Sumoc/ಸರ್ವೆ ನಂ: *
Hissa Number/ಹಿಸ್ಸಾ ಸಂಖ್ಯೆ: 1
Total area (in Hectares)/ಎಕರೆ: 12
Present crop/ಪ್ರಸ್ತುತ ಬೆಳೆ: Ragl
Future crop/ಭವಿಷ್ಯದ ಬೆಳೆ: Com
Type of Farming/ಕೃಷಿ ಮಾದರಿ: Organic Farming/ಉಪಯುಕ್ತ ಕೃಷಿಯೇ
Reason for analysis/ನಿರೀಕ್ಷಣೆಯ ಉದ್ದೇಶ: Subsidy/ಸಹಾಯಧನಕ್ಕಾಗಿ
Select the type of Analysis to be done/ಮಾಡಬೇಕಾದ ವಿಶ್ಲೇಷಣೆಯ ವಿಧ ಆಯ್ಕೆ ಮಾಡಿ: Micro Nutrients (Fe, Mn, Cu, Zn) / ಸೂಕ್ಷ್ಮ ಪೋಷಕಾಂಶಗಳು (Fe, Mn, Cu, Zn)
Fees to be paid/ಉಪಯುಕ್ತವೇಕಾದ ಒಟ್ಟು ಮೊತ್ತ: 30
- Additional Details**
Apply to the Office: Department of Horticulture (STATE)
- Draft Reference No: Draft_HC003S/2021/00008

At the bottom of the form, there are four buttons: "Attach Annexure" (highlighted with a red circle), "Edit", "Cancel", and "Click here to initiate new application". The date and time shown are 27/5/2021 10:18:58 IST.

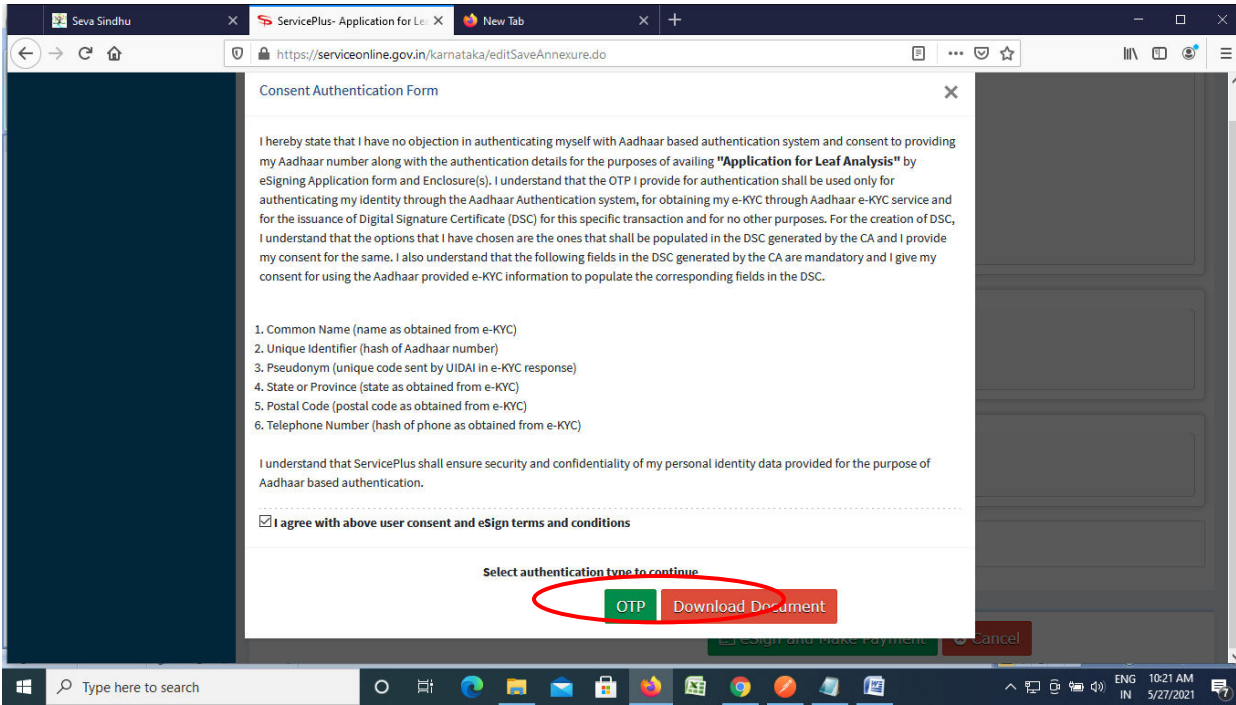
Step 9: Attach the annexures and click on save annexures



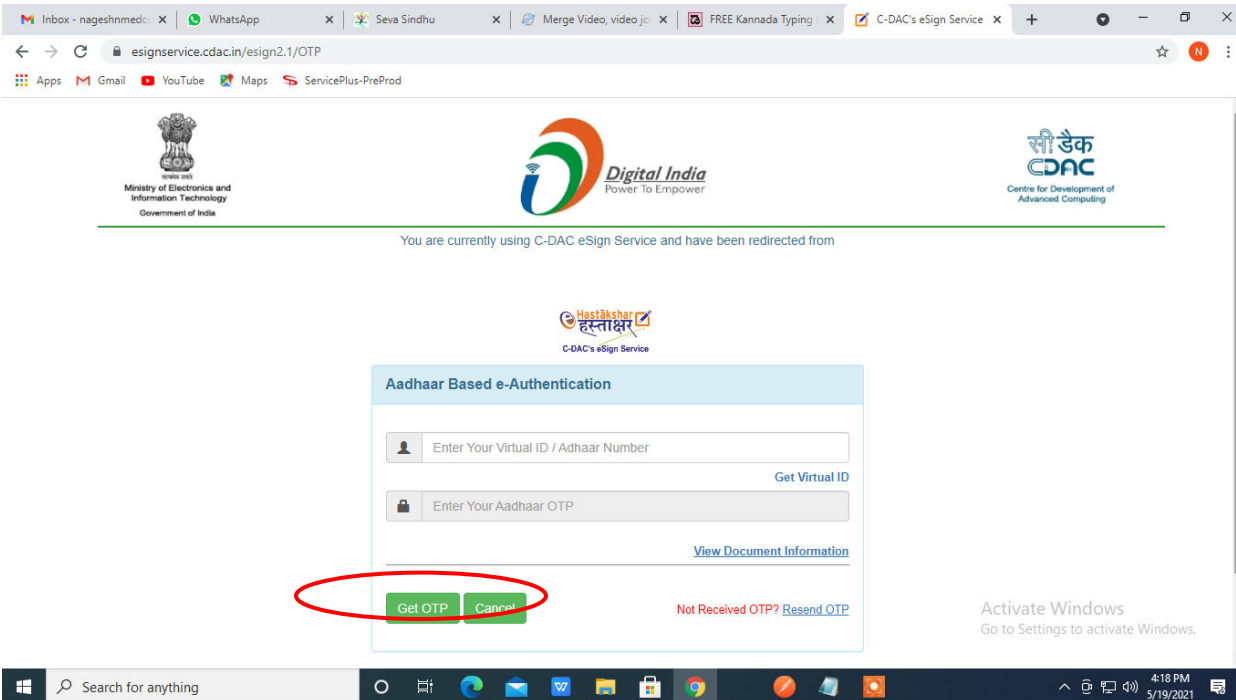
Step 10: Saved annexures will be displayed and click on eSign and Make Payment to proceed.



Step 11 : Click on I agree with above user consent and eSign terms and conditions and Select authentication type to continue and click on **OTP**.



Step 12 : Enter Aadhar Number and click on get OTP



Step 13 :Enter OTP and click on Submit

The screenshot shows a web browser window with the URL `esignservice.cdac.in/esign2.1/OTP`. The page features logos for the Ministry of Electronics and Information Technology, Digital India, and CDAC. A message states: "You are currently using C-DAC eSign Service and have been redirected from". Below this is the "Hastakshar" logo and "C-DAC's eSign Service". The main form is titled "Aadhaar Based e-Authentication" and contains the following fields and elements:

- Aadhaar Number: `472245377750` (with a "Get Virtual ID" link)
- OTP: `.....`
- Consent: I have read and provide my [consent](#) (with a "View Document Information" link)
- Buttons: **Submit** and **Cancel** (both are circled in red)
- Link: [Not Received OTP? Resend OTP](#)

The Windows taskbar at the bottom shows the time as 4:19 PM on 5/19/2021.

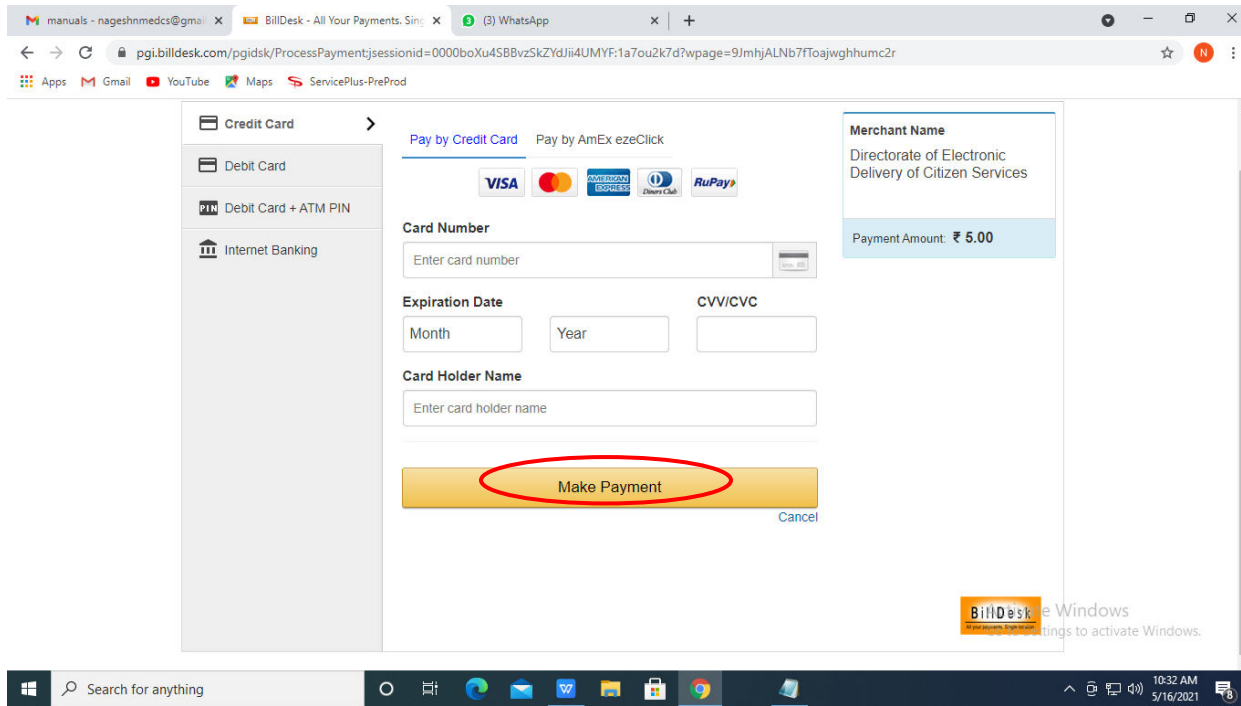
Step 14 : Select the Mode of Payment and click on Make Payment to proceed

The screenshot shows the ServicePlus portal with the URL `serviceonline.gov.in/configureka/proccedToPayment.do?OWASP_CSRFTOKEN=435M-IJDE-AIGF-17LP-IDIY-JJSH-2HGT-PRA2`. The page title is "APPLICATION FOR DUPLICATE DEGREE CERTIFICATE". The "PAYMENT DETAILS" section includes:

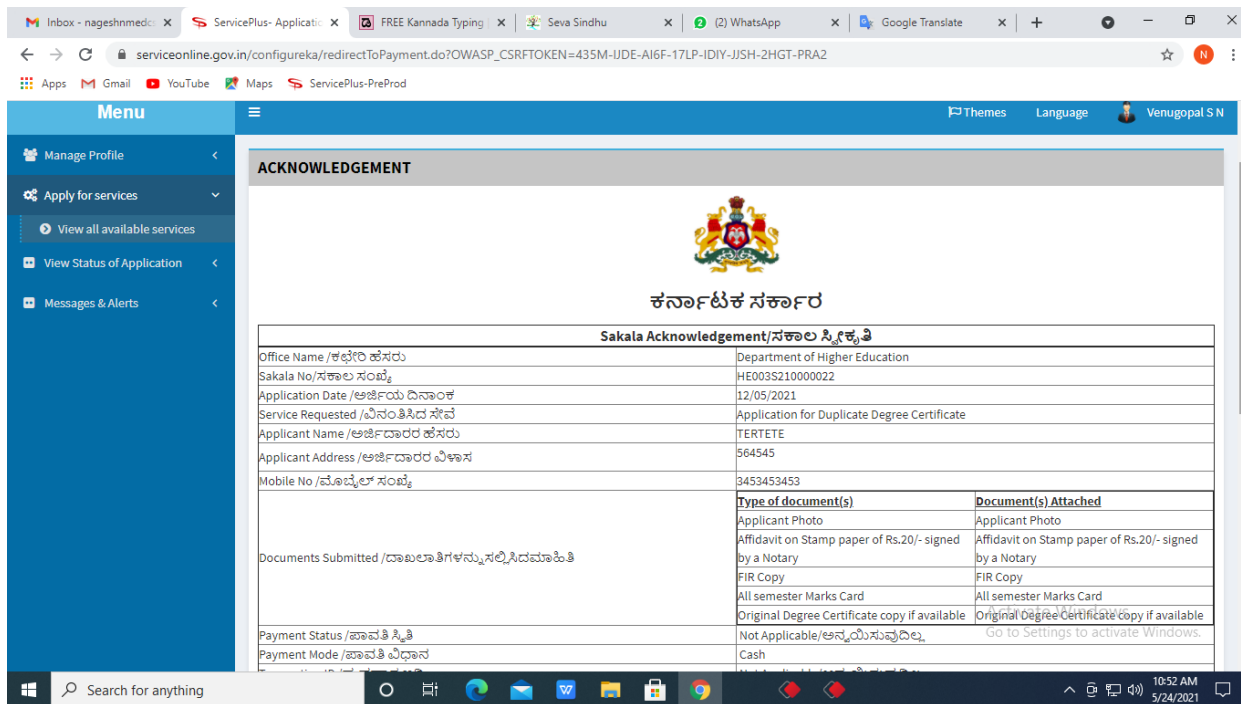
- Mode Of Payment: Paytm, Bill Desk Payment, Cash
- Application Fee: 1845.0
- Total Amount to be paid (in Rs.): 1845.0
- Receipt No. *: `df`
- Payment Date *: `12/05/2021` (with a calendar icon and note: "(Select last 20 days from current date)")
- Buttons: **Make Payment**, **Get**, and **Cancel** (the "Make Payment" button is circled in red)

The Windows taskbar at the bottom shows the time as 10:51 AM on 5/24/2021.

Step 15 : Select preferred payment method (Credit Card/Debit Card/Internet Banking), enter the required details and click on make payment



Step 16 :After payment is successful, acknowledgement will be generated. Acknowledgment consists of applicant details, application details and the payment details for applicant's reference.



Step 17 : To download the certificate, go to the sevasindhu.karnataka.gov.in and click on **Registered Users Login Here**

Search results - babyn.edcs x New and OTC Revenue - Goo x Seva Sindhu x (4) WhatsApp x ServicePlus-Prod x

sevasindhu.karnataka.gov.in/Sevasindhu/English

User Manual | Video Manual

Call Center Number - 8088304855/ 6361799796 /9380204364 / 9380206704 - 9AM TO 6PM (Except Government Holidays)

RAISE YOUR COMPLAINT

NEW USERS REGISTER HERE

REGISTERED USERS LOGIN HERE

CHECK YOUR APPLICATION STATUS FOR REVENUE DEPARTMENT

Enter Application No. []

NUMBER OF TRANSACTIONS

11085456

WHAT'S NEW

- Apply for Sindhutva Pramana Patra (ONLY FOR APPLICANTS WHO HAVE RECEIVED SMS)
- Application for Family ID/New NPHH (APL) Ration Card
- Procedure to fix "Invalid Transaction for e-sign process" in Firefox browser
- Promotional Campaigns
- Click here for GramOne Franchises

Help | Feedback form | Sevasindhu Video Manual | Page last updated on: 11-June-2021 3.00PM | Website visitor count is 3 8 7 6 1 5 0 7 | Site Map | Website policy

25°C 1:17 PM 6/23/2021

Step 18 : Once the login page is open, enter your username, password/OTP, captcha and click on **Submit**.

User Manuals - High x FREE Kannada Typing x Seva Sindhu 1 x Track Application x WhatsApp x ServicePlus Credential x

serviceonline.gov.in/karnataka/

Apps Gmail YouTube Maps ServicePlus-PreProd

ಕರ್ನಾಟಕ ಸರ್ಕಾರ

ಸೇವಾ ಸಿಂಧು SEVA SINDHU

ಸೇವಾ ಸಿಂಧು

Apply for Service

9611106670

..... [Get OTP]

552519 Type here

Submit

Forgot Password | New user / Register here | Know Your Eligibility

Check Your Application Status

Select Department [v]

Select Service [v]

Enter your Application ID []

Check Status Now

© All Rights Reserved

Powered by SERVICEPLUS

1:12 PM 5/24/2021

Step 19 :Click on **View Status of Application** --> **Track application status**. Enter Application Reference Number (you can refer to Acknowledgment/SMS to get Application Reference Number) and click on **Get Data**.

The screenshot shows the ServicePlus web application interface. The browser address bar displays `serviceonline.gov.in/karnataka/citizenServiceList.do`. The page title is "View Status Of Application / Track Application Status". The search filters are: From Date: 24/03/2021, To Date: 24/05/2021, and App Ref No.: ES002S210000027. A green "Get Data" button is highlighted with a red circle.

Step 20 : Check Current Status of the application. If it is delivered, Click on **Delivered**.

The screenshot shows the ServicePlus web application interface. The browser address bar displays `serviceonline.gov.in/karnataka/applicationTrackStatus.do`. The page title is "View Status Of Application / Track Application Status". The search filters are: From Date: 24/03/2021, To Date: 24/05/2021, and App Ref No.: ES002S210000027. A green "Get Data" button is visible. Below the filters, there is a table with the following data:

SNo	Service Name	Application Reference No	Submission Date	Due Date	Current Status
1	Application for Death Certificate	ES002S210000027	20/05/2021	21/05/2021	Delivered

The "Delivered" status in the first row is highlighted with a red circle. The table also shows "Showing 1 to 1 of 1 entries" and navigation buttons: First, Previous, 1, Next, Last.

Step 21 :Under Issue Document(s), click on Output certificate

The screenshot shows a web browser window with the URL `serviceonline.gov.in/karnataka/applicationTrackStatus.do#`. A modal window titled "Status of Application" is displayed, containing the following information:

- Application Reference Number : ES002S210000027
- Name of the Service : Application for Death Certificate
- Applied By : Asha D J
- Application due Date : 21/05/2021

Below this information is a table with the following columns: S.No., Task Name, Form Details, Issued Document(s), Status, and Remarks.

S.No.	Task Name	Form Details	Issued Document(s)	Status	Remarks
1	Application Submission	View	Acknowledgement	Completed	NA
2	Push application data to DB	NA	Nil	Forwarded	View
3	Callback Webservice	NA	Output Certificate	Delivered	View

The "Output Certificate" link in the third row is circled in red. A "Close" button is visible at the bottom right of the modal window.

Step 22 : Leaf Analysis Certificate will be downloaded. You can print the certificate if required.

The screenshot shows a PDF document titled "Soil Sample Analysis Report" from the Government of Karnataka, Department of Horticulture. The document includes a QR code and a list of instructions for soil analysis. A red watermark "Test Data -- Test Data" is overlaid on the document.

Instructions for soil analysis:

- Apply 50g of nitrogen, 50 g of Phosphorus, 50 g of Potash per hectare along with FYM 4 kg per hectare (from Test Material)
- Apply 50g of Azospirillum, 50 g of PSB, 50 g of VAM, 50 g of Trichoderma, 50 g of Mycorrhizal consortium per plant along with FYM (from Test Material)
- Get the soil samples from 0-15 cm depth
- Get the soil samples from 15-30 cm depth
- Get the soil samples from 30-45 cm depth
- Get the soil samples from 45-60 cm depth

Reference No: HCD15S0000010 To view: <http://karnataka.serviceonline.gov.in/govt/trackStatus.do> Taken by: SDC0095